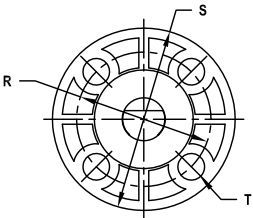
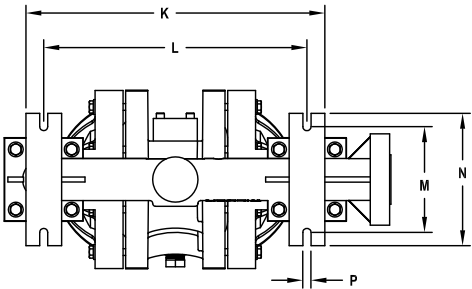
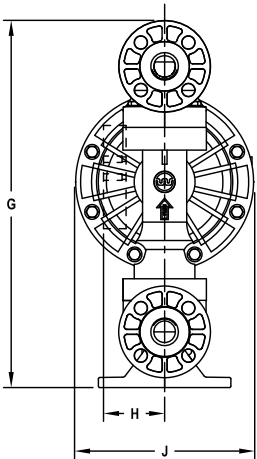
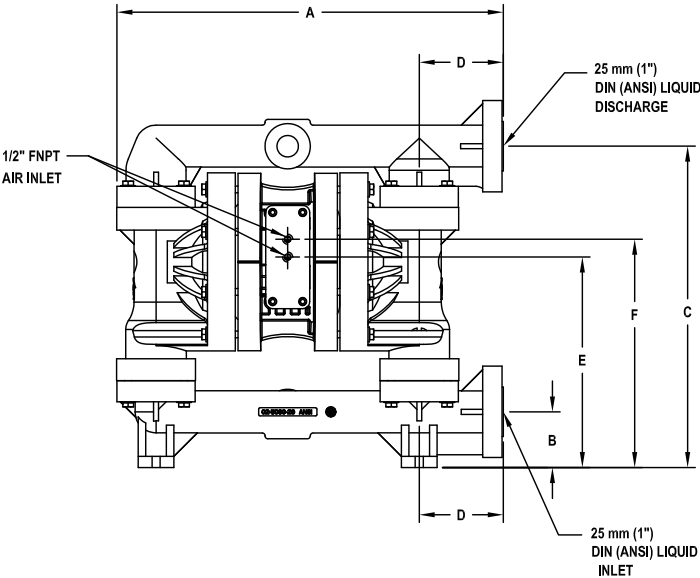


- NOTES: UNLESS OTHERWISE SPECIFIED
1. DIMENSIONS AND TOLERANCES PER ANSI Y14.5M-1982.
  2. \* INDICATES DIMENSIONS AND/OR FEATURES MODIFIED ON CURRENT REVISION LEVEL.

REV.	DESCRIPTION	BY	CHK.	APP.	DATE
A	RELEASED INTO PRODUCTION SEE ECN #06086	-	-	-	-



DIMENSIONS - A200B ADVANCED™ PLASTIC		
ITEM	METRIC (mm)	STANDARD (inch)
A	457	18.0
B	66	2.6
C	381	15.0
D	99	3.9
E	249	9.8
F	269	10.6
G	434	17.1
H	71	2.8
J	213	8.4
K	353	13.9
L	310	12.2
M	124	4.9
N	157	6.2
P	10	0.4
	DIN (mm)	ANSI (Inch)
R	85 DIA.	3.1 DIA.
S	115 DIA.	4.3 DIA.
T	14 DIA.	0.6 DIA.

LW0414 REV. A

DO NOT SCALE DRAWING UNLESS OTHERWISE SPECIFIED DIMENSIONS ARE IN INCHES TOLERANCES ARE:		<b>WILDEN</b> 22009 VAN BUREN STREET GRAND TERRACE, CA 92213-5607 (909) 422-1700 WWW.WILDENPUMP.COM	
DECIMALS .XX ± -		TITLE A200B ADAPTER BLOCK PLASTIC DIMENSIONAL DRAWING	
ANGLES ± -		DRAWN BY N. HALE	DATE 10/12/17
SCALE 4/1		CHECKED BY Aida Beltran	DATE 10/12/17
SHEET 1 OF 1		APPROVED BY Leonard Galvan	DATE 10 12 17
		ASSY. NO. DRAWING NO. LW0414	REV. A

THIS DOCUMENT AND ITS CONTENTS ARE PROPRIETARY TO WILDEN PUMP AND ENGINEERING CO. ANY REPRODUCTION, DISCLOSURE OR USE OF THIS DOCUMENT IS EXPRESSLY PROHIBITED EXCEPT AS OTHERWISE AGREED TO IN WRITING.