


32 Wilden T1 Metal Pump

airpumping.co.uk

of 1979

Unit 16, Upminster Trading Park, Warley St., Upminster, Essex, RM14 3PL, ENGLAND

FLOW RATE TO 14.5 GPM (54.9 LPM)
 MAXIMUM OPERATING PRESSURE = 125 PSI (8.6 BAR)



TURBO-FLO™
 PROGRESSIVE PUMP TECHNOLOGY

Specifications

WETTED HOUSINGS (Water Chambers and Manifolds)

MATERIAL	SHIP WT.
Aluminum	13 lbs. (6 kg.)
Hastelloy	22 lbs. (9.8 kg.)
316 S.S.	20 lbs. (9.2 kg.)

NON-WETTED HOUSINGS

DESCRIPTION	MATERIAL
Center Section	Nylon

Air Valve Brass, Teflon®-coated Brass, or Nickel-plated Brass

MAXIMUM SUCTION LIFT CAPABILITY

DRY LIFT
 5' (1.5 m)

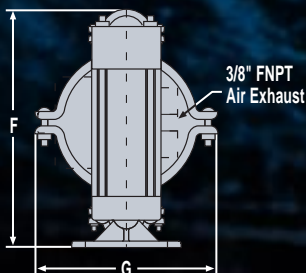
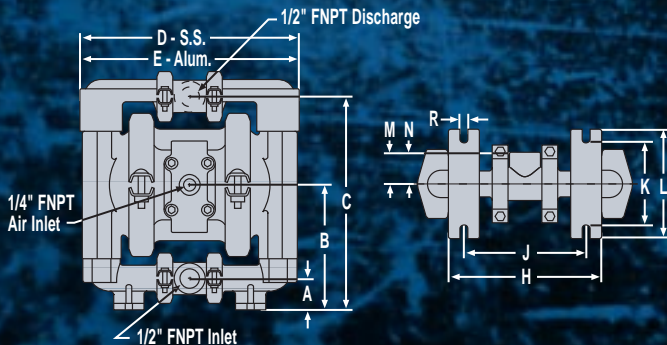
The above figure represents the TPE-fitted pump capability.

MAXIMUM DIAMETER SOLIDS

1/16" (1.6 mm) Diameter

ELASTOMER OPTIONS

MATERIAL	TEMPERATURE LIMITS	
Polyurethane	+10 (-12.2)	to +150 (65.6) F° (C°)
Buna-N®	+10 (-12.2)	to +180 (82.2) F° (C°)
Viton®	-40 (-40.0)	to +350 (176.7) F° (C°)
Saniflex™	-20 (-28.9)	to +220 (104.4) F° (C°)
Teflon® PTFE	+40 (4.4)	to +300 (148.9) F° (C°)
Wil-Flex™	-40 (-40.0)	to +225 (107.2) F° (C°)

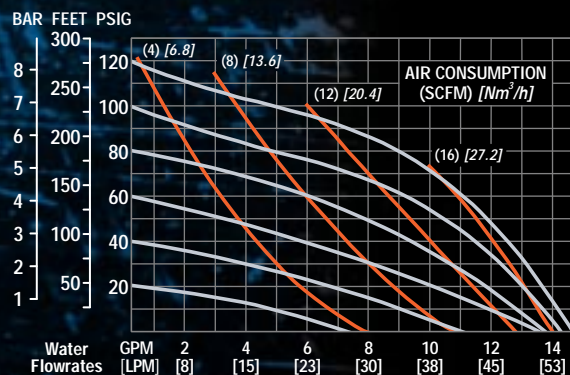


DIMENSIONS - T1 METAL		
ITEM	STANDARD (inch)	METRIC (mm)
A	1 1/8	28.6
B	4 9/16	115.9
C	7 13/16	198.5
D	8	203.2
E	8 5/32	207.2
F	8 3/4	222.3
G	6 7/8	174.6
H	5 1/2	139.7
J	4 13/32	111.9
K	3 1/4	82.6
L	4	101.6
M	1 3/16	30.2
N	1 3/16	30.2
P	9/32	7.1

BSP threads available for liquid inlet and discharge.

Refer to the EOM manual for TPE performance curve.

RUBBER-FITTED T1 METAL PUMP



TEFLON®-FITTED T1 METAL PUMP

